













113 400m Freestyle Women Final

Official

Rank	Competitor	Age	Club	RT	PTS	Result
1	 Chloe Gladwin	S19 18		0.84	812	4:49.97 S19 NZR Entry: 4:55.66 -5.69
50m: 32.62 100m: 1:08.06 (35.44) 150m: 1:44.69 (36.63) 200m: 2:21.32 (36.63) 250m: 2:58.66 (37.34) 300m: 3:35.72 (37.06) 350m: 4:13.40 (37.68) 400m: 4:49.97 (36.57)						
2	 Lili-Fox Mason	S10 20		0.76	693	4:58.33 Entry: 5:01.05 -2.72
50m: 33.40 100m: 1:09.35 (35.95) 150m: 1:46.42 (37.07) 200m: 2:24.58 (38.16) 250m: 3:02.99 (38.41) 300m: 3:41.57 (38.58) 350m: 4:20.78 (39.21) 400m: 4:58.33 (37.55)						
3	 Brooke Anders	S7 20			362	6:48.93 Entry: 6:51.27 -2.34
50m: 45.88 100m: 1:37.34 (51.46) 150m: 2:29.40 (52.06) 200m: 3:23.35 (53.95) 250m: 4:15.62 (52.27) 300m: 5:08.62 (53.00) 350m: 6:01.27 (52.65) 400m: 6:48.93 (47.66)						
4	 McKenzie Drag	S7 21			360	6:49.50 Entry: 7:11.88 -22.38
50m: 45.15 100m: 1:37.88 (52.73) 150m: 2:31.88 (54.00) 200m: 3:23.97 (52.09) 250m: 4:15.99 (52.02) 300m: 5:08.95 (52.96) 350m: 6:00.99 (52.04) 400m: 6:49.50 (48.51)						
5	 Genevieve Wai	S19 24			348	6:24.39 Entry: 6:30.96 -6.57
50m: 42.44 100m: 1:28.92 (46.48) 150m: 2:17.65 (48.73) 200m: 3:07.23 (49.58) 250m: 3:56.71 (49.48) 300m: 4:47.15 (50.44) 350m: 5:36.59 (49.44) 400m: 6:24.39 (6:24.39)						
6	 Amber Proudfo	S8 18			246	7:26.86 Entry: 7:27.04 -0.18
50m: 51.79 100m: 1:45.99 (54.20) 150m: 2:42.74 (56.75) 200m: 3:40.85 (58.11) 250m: 4:38.50 (57.65) 300m: 5:35.08 (56.58) 350m: 6:32.45 (57.37) 400m: 7:26.86 (54.41)						